

# TECHNICAL INFORMATION



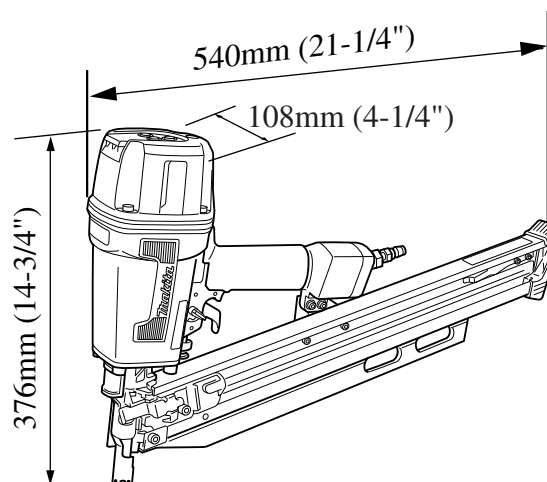
Product

**Models No.** ▶ AN922

**Description** ▶ Makita Pneumatic construction nailer

## CONCEPTION AND MAIN APPLICATIONS

This model was developed as the more durable for 2 x 4 construction method.



## ► Specifications

<b>Operating air pressure</b>	4.5 to 8.5 kgf/cm G
<b>Nail size</b>	2.9mm in diameter and 50 mm in length
	4.1mm in diameter and 90 mm in length
<b>Nail capacities</b>	67 - 74 nails
<b>Net Weight(kg)</b>	3.8 kg (8.4lbs)

## ► Standard equipment

- Oiler (containing #90 turbine oil: 30cc)
- Nose adaptor
- Safety goggles

The standard equipment for the tools shown may differ from country to country.

## ► Optional accessories

## ► Features and benefits

1. The spike on the nose has suitable form to grip the work piece, when bevel nailing is needed.
2. The nailing depth can be selected by the dial with indicator.
3. Nose piece which protects the work piece from scratching or any other damages, can be stored on the magazine side.
4. Grip locating on the same working line with the magazine provides good balance especially to left and right sides.
5. Easy to work also at the corner.
6. Trigger lock for selecting the single shooting mode, when the pin point nailing is needed. Miss-nailing can be avoided by this trigger lock.
7. Silent sheet for deadening the emanating air, when the air socket is taken off.

## Comparison

Spec.	Model	Makita AN922	Competitor	Competitor	Competitor
<b>Dimension (mm)</b>		H376xL540xW108	H360xL540xW108	H355xL500xW110	H349xL544xW112
<b>Actually measured weight (kg)</b>		3.8	3.85	3.65	3.82
<b>No. of nails to be loaded</b>		64 - 74	64 - 74	60	64 - 74
<b>Nails available</b>	Length	50 - 90 mm	50 - 83 mm	57 - 90 mm	50 - 83 mm
	Diameter	2.9 - 4.1mm	2.9 - 3.3mm	2.9 - 4.1mm	2.9 - 3.3mm
<b>Adjustment of nailing depth</b>		Yes toolless	Yes Tools are needed for adjustment.	Yes tool are needed	Yes tool are needed
<b>Prevention of empty nailing</b>		Yes Effective at remainder in 3-5 nailers.	No	Yes Effective at remainder in 3-5 nailers.	Yes Effective with nailing all of nails in the magazine.
<b>*Trigger action mode</b>		1. Automatic 2. Single 3. Lock	Automatic	Automatic	Automatic
<b>Silent sheet</b>		Yes	No	No	No
<b>Inlet filter</b>		Yes	No	No	Yes
<b>Body bumper</b>		Yes	No	No	Yes
<b>Lock for pushre</b>		No needed	Needed	No needed	Needed
<b>Standard Equipment</b>		Nose piece Oil Safety gogle	Hex wrench 5,6,8 Safety gogle	Nose piece	Nose piece Oil Safety goggles Wrench 5,6,8
<b>Remarks</b>	The standard equipment mentioned above may be different from countries to countries.				

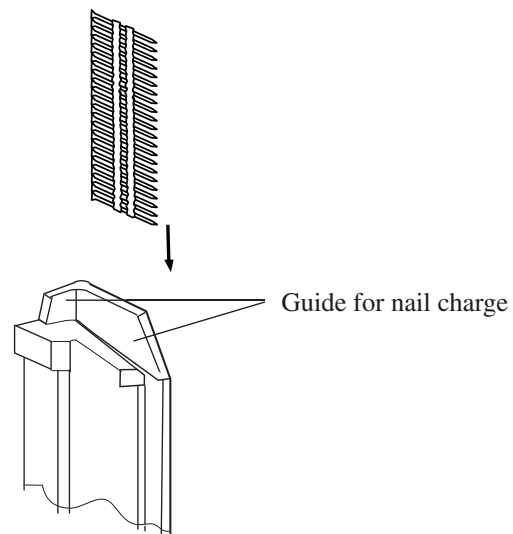
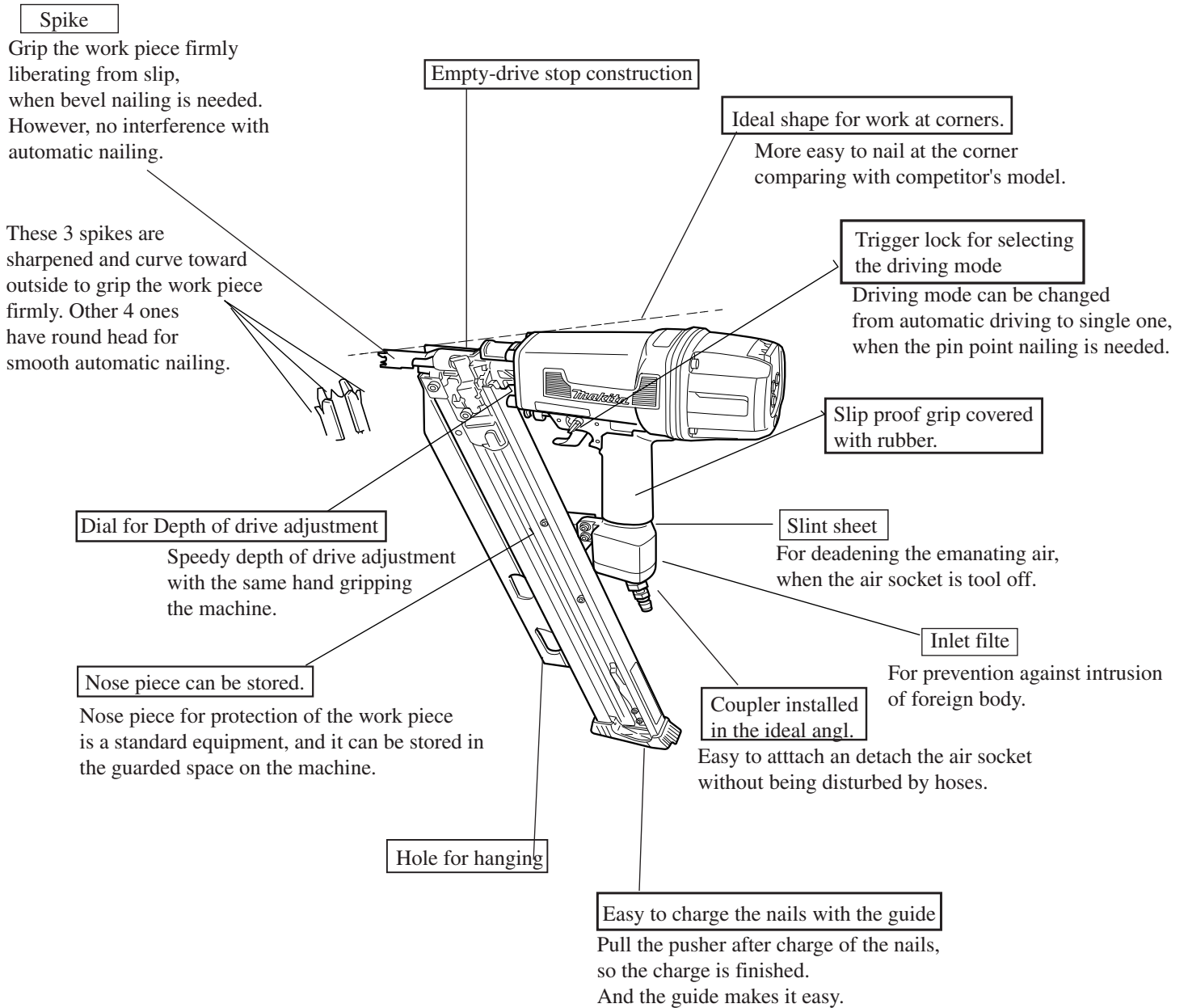
\* Automatic: Nails are shot automatically with touching on the work piece.

Single : Refer to No.6 in "Features and benefits" at page 1.

Lock : Safety lock to prevent the accidental nailing.

# ► Features

Model AN922



Bottom view of magazine